


AMPD-D High Speed Amplified Microwave InGaAs Photodetector

✧ Features

- Wide Bandwidth
- Incorporated Bias-T
- O/E Hybrid Integrated
- High Gain, Low Noise, Broadband
- Hermetically Sealed, SMA Connector



✧ Applications

- Radar Information Processing
- Electronic Warfare
- Antenna Measurement



✧ Introduce of AMPD-D

The AMPD-D is optoelectronic hybrid integrated by broadband InGaAs photodiode and low noise amplifier. The response wavelength of InGaAs PIN photodiode is 1000 to 1650nm. The RF gain of low noise amplifier is 30dB.

AMPD-D can provide the bandwidth of 12GHz and 20GHz . The module operates on +9V supply voltages. It complies with a standard single-mode 9/125 μ m fiber input. The RF output port is an SMA compatible connector matched by 50 ohm impedance .

AMPD-D is hermetically sealed, and weighs less than 23 grams.

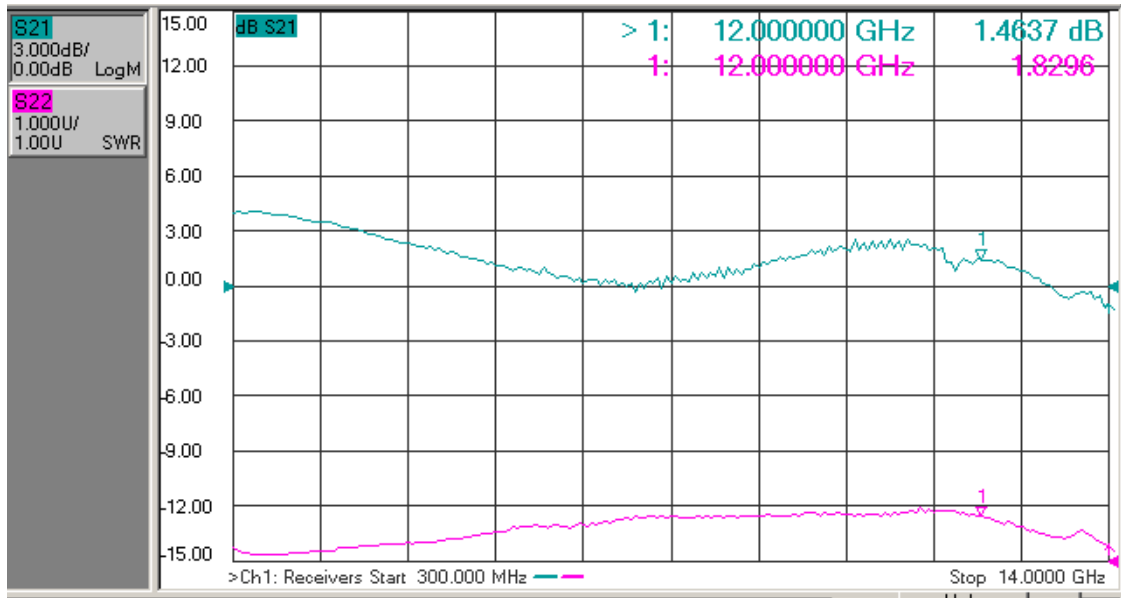
ROHS 2.0 certificated .

✧ Product Selection

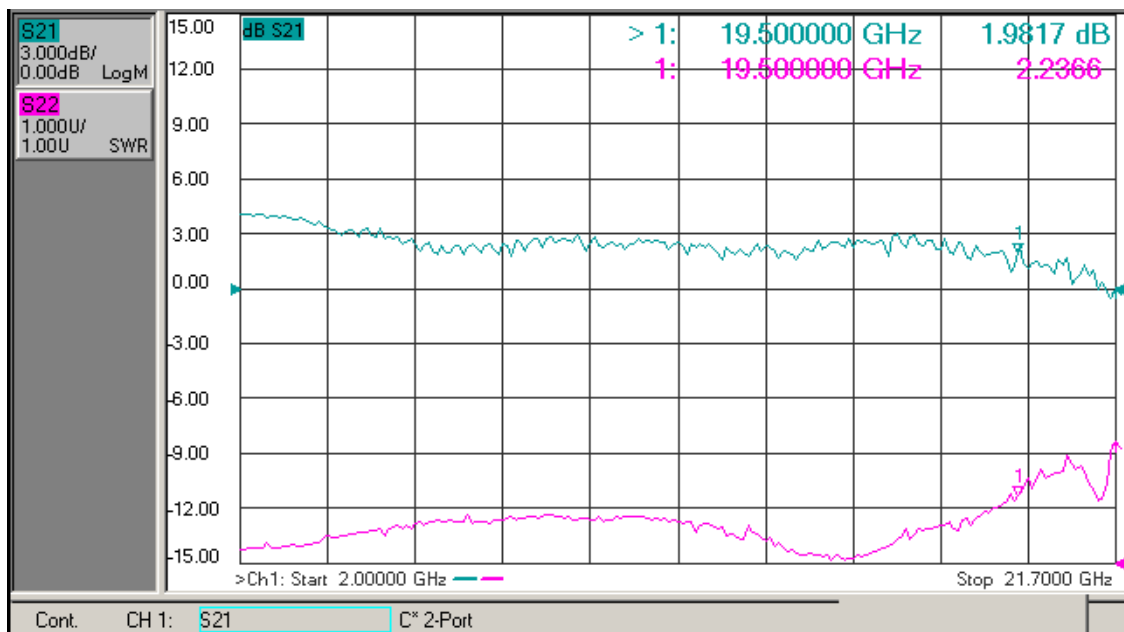
Typical & Absolute Maximum Rating				
Parameter	Sym.	Typ	Rating	Unit
Storage temperature range	T _{STG}	-45 ~ +85	-55 ~ +100	°C
Operating case temperature range	T _C	25	-40 ~ +85	°C
Bias Voltage	V _R	+9	+9 ~ +12	V
Optical Input Power	P _{in}	0	+10	dBm
Burn-out Optical Power	P _B	-	+13	dBm
Lead soldering temperature	T _p	280 (10s)	330 (10s)	°C

Electrical / Optical Characteristics (T _C = 22 ± 3 °C)						
Parameter	Sym	Test Condition	Parameter Values		Unit	
Wavelength Range	λ	—	1000 ~ 1650		nm	
Frequency Range	—	—	X - Band	Ku - Band	—	
Small Signal Bandwidth	f _{3dB}	T _C = 22 ± 3°C	0.3 ~ 12	2 ~ 20	GHz	
Responsivity	R _e	V _R = +9V, P _{in} = 10mW	λ = 1310 nm	≥ 0.8	≥ 0.85	A/W
			λ = 1550 nm	≥ 0.85	≥ 0.8	
Amplitude Flatness	A	T _C = -45 ~ +85 °C	≤ ± 2		dB	
Saturation Optical Power	P _s	V _R = +9 V, λ = 1550 nm AC Modulated	+10		dBm	
RF Signal Gain	G	—	30 ± 1		dB	
Saturation RF Output Power	P _{out}	—	+10		dBm	
Output VSWR	VSWR	—	≤ 2		—	
Output Impedance	R _L	—	50		Ω	

✧ Typical Response Curves

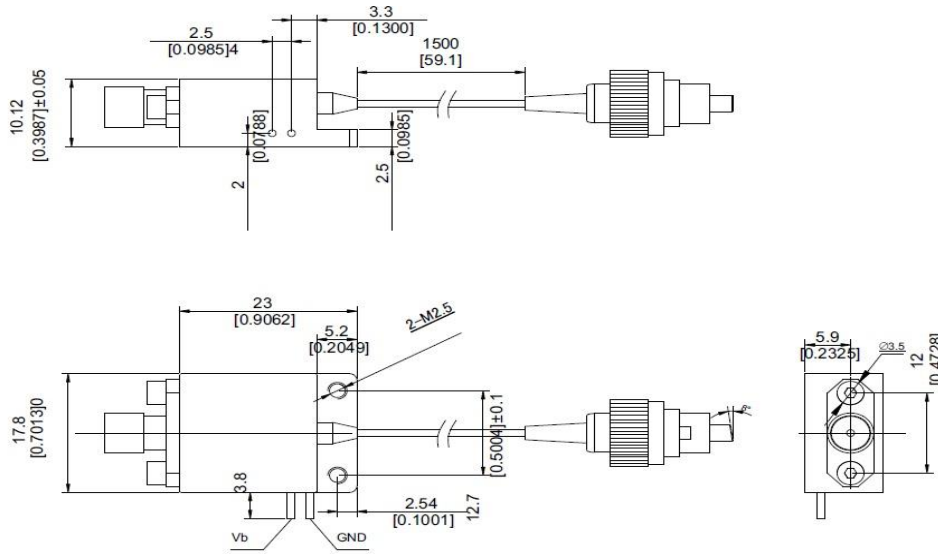


(Fig . 1 X- Band Photodetector Frequency Response)



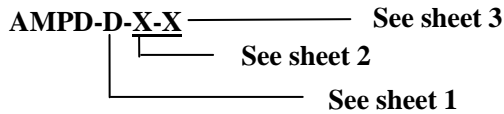
(Fig . 2 Ku - Band Photodetector Frequency Response)

✧ **Dimension and Pins (Unit: mm[inch])**



RF Connector: SMA

✧ **Ordering Information**



Sheet 1:

Code	RF Signal Gain	Remark
D	30 dB	Typical & Center Frequency

Sheet 2:

Code	Analog Bandwidth
X	0.3 ~ 12 GHz
Ku	2 ~ 20 GHz

Sheet 3:

Code	Connector Type	Remark
N	No Connector	Single-mode 9 / 125 μm fiber pigtail
A	FC / APC	
P	FC / PC	

✧ **Precautions**

- The fiber bending radius no less than 20 mm for avoiding fiber damaged .**
- Be sure the fiber coupling facet is clean before connecting it to opto-circuit .**
- The suitable ESD protection is required in storage, transportation and using .**